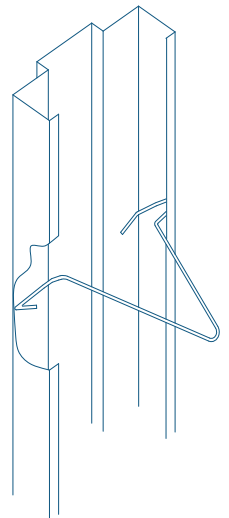
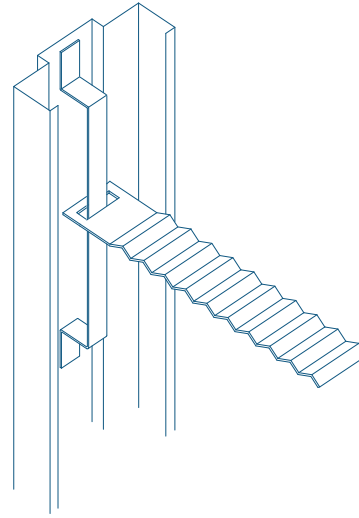
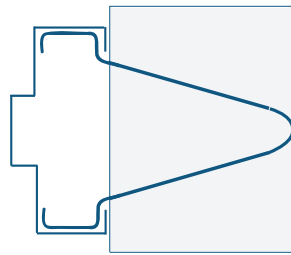
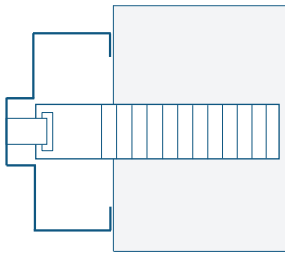


## WELDED STEEL FRAME INSTALLATION DETAILS FOR MASONRY WALLS

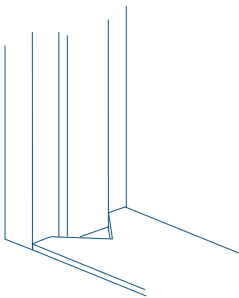
Frames for masonry walls are provided with either wire anchors or strap anchors and attached floor anchors.

Anchors are spaced no more than 30" apart with the first anchor being located approximately 12" from the bottom of the frame.




- 1) Place frame where opening is to be created and place a wood spreader cut to exact opening width at floor level.
- 2) Fasten base anchor to the floor with type of fastener suitable to floor. Support and brace frame as required.
- 3) Level the head.
- 4) Plumb the jambs and square the corners.
- 5) Place a horizontal wood spreader with a bottom support at the midpoint of the opening.

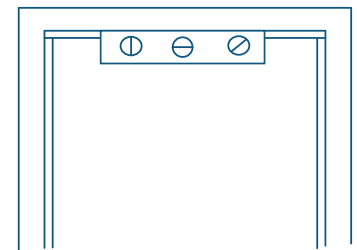
1



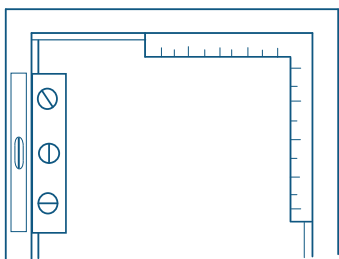
2



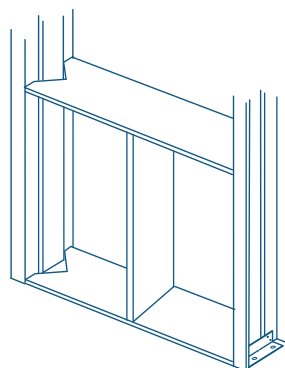
3



4



5



319 North Hills Road  
Corbin, KY 4070  
Phone: 606-523-046  
FAX: 606-528-6959  
[www.metalproductsinc.com](http://www.metalproductsinc.com)