

Technical Data Series

Tech 202

Frame Elevations



MPI
CUSTOM STEEL DOORS & FRAMES

319 North Hills Road, Corbin, Kentucky 40701

www.metalproductsinc.com

606-523-0461

support@metalproductsinc.com

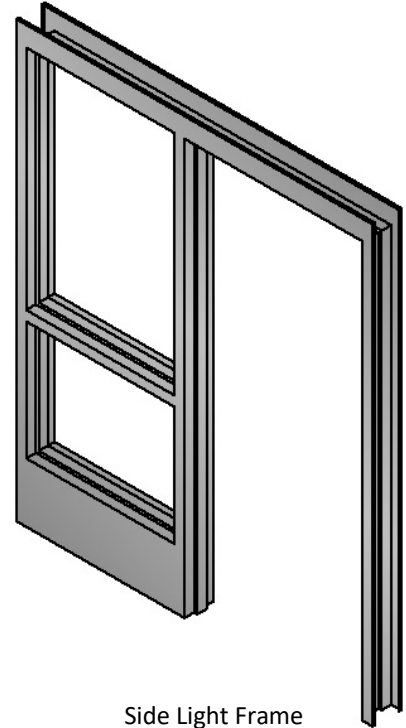
Technical Data

Frame Elevations

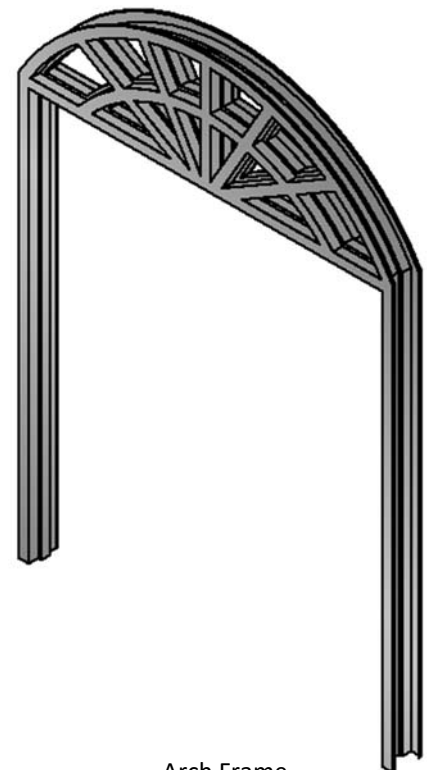
Tech 202

MPI offers custom frame elevations for every need with very little limits.
Many of our frames are capable of carrying UL Fire labels up to 90 minutes.

- | | |
|-----------------------|-----------------------------------|
| Sidelight | Borrowed Light |
| Transom | Corner Frames |
| Transom Sidelight | Saw Mitered Frames |
| Arched Top | -Consult Factory for more options |
| Segmented Curved Wall | |

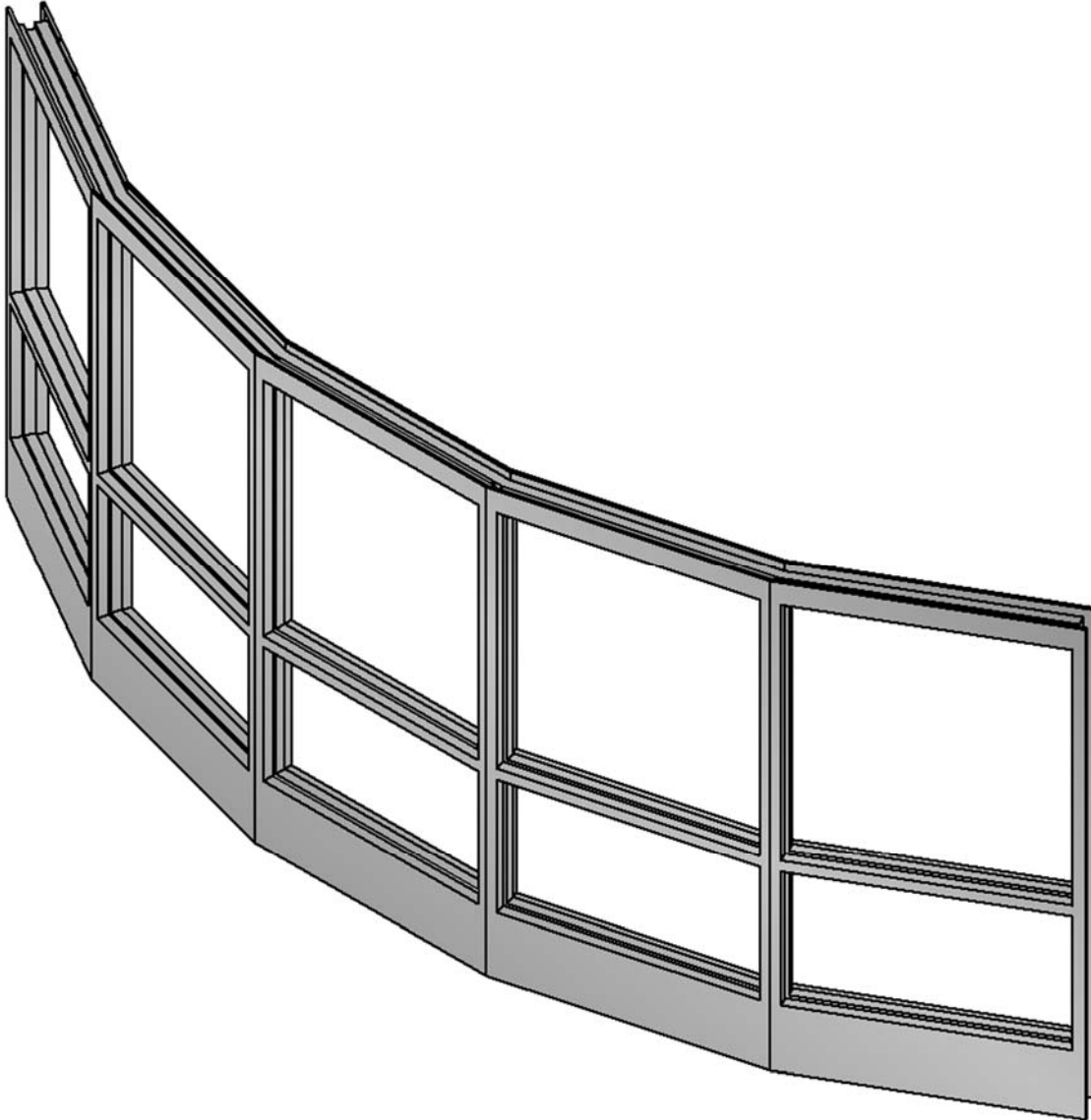


Side Light Frame



Arch Frame

Industry Standards	HMMA 860 Guide Specifications For Hollow Metal Doors & Frames HMMA 861 Guide Specifications For Commercial Hollow Metal Doors & Frames ANSI A250.8/SDI 100 Specifications for Standard Steel Doors & Frames ANSI A250.10 Test Procedure & Acceptance Criteria for Prime Painted Steel	
Material Gauge	16 Gauge (0.053 min) 14 Gauge (0.067 min) 12 Gauge (0.093 min)	
Material Type	Cold Rolled Steel - ASTM A1008 A60 Galvannealed - ASTM A653 G90 Galvanized - ASTM A653 (not recommended) Stainless Steel - See Tech 406 for additional details	
Fire Rating	Up To 90 minute (consult label section) UL 10C, UL 9, UL 1784	
Welding Options	Face Welded (Standard) Knock Down (KD) Full Profile Welded (Continuous Welded)	
Anchoring Options	Metal Stud Anchors (MSA) Masonry Wire Anchor (MWA) Masonary Anchor (MAS) Masonary T-Anchor (MTA) Wood Stud Anchor (WSA) Existing Wall Opening (EMA) Welded Floor Clip (WFC)	
Wall Types	Masonry (single 1/2" Return) Drywall (double 1/2" Returns)	
Profile Types	Equal Rabbet (Standard) Un-Equal Rabbet Single Rabbet	
Warranty	One Year (365 days) from the date of delivery	
Reinforcements	Hinge	7 Gauge (0.167 min)
	4 7/8" Strike	16 Gauge (0.053 min)
	Flush Bolts	11 Gauge (0.108 min)
	Surface Bolts	11 Gauge (0.108 min)
	Surface Closer	12 Gauge (0.093 min)
	Surface Holder/Stop	12 Gauge (0.093 min)
	Surface Applied Strike	142Gauge (0.093 min)
	Pivots	7 Gauge (0.167 min)



Segmented Radius Frame
For Curved Walls