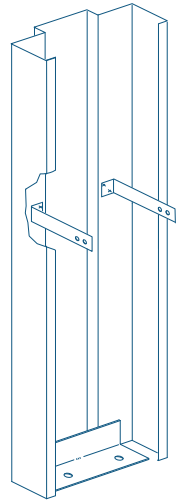
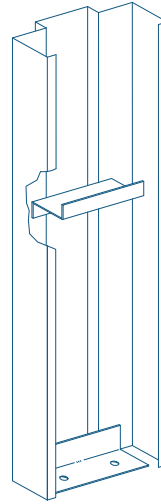
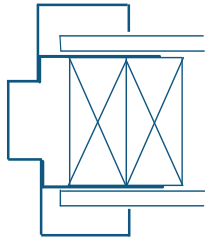
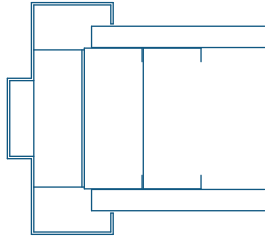


WELDED STEEL FRAME INSTALLATION DETAILS FOR WOOD OR METAL STUD WALLS

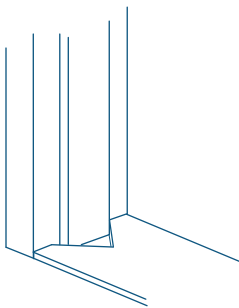
Frames for stud walls are provided with either wood stud anchors or metal stud anchors and attached floor anchors.

Anchors are spaced no more than 30" apart with the first anchor being located approximately 16" from the bottom of the frame.




- 1) Place frame where opening is to be created and place a wood spreader cut to the exact opening width at floor level.
- 2) Fasten base anchor to floor with type of fastener suitable to floor.
- 3) Level the head.
- 4) Plumb the jambs and square the corners.
- 5) Place a horizontal wood spreader with a bottom support at the midpoint of the opening.

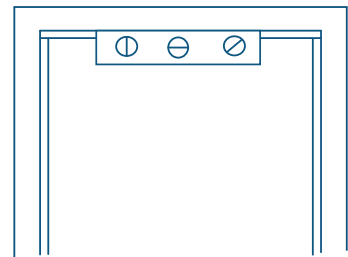
1



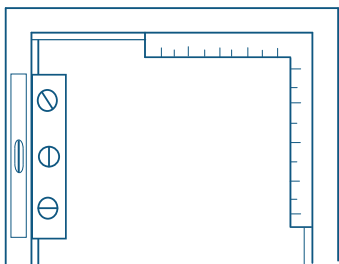
2



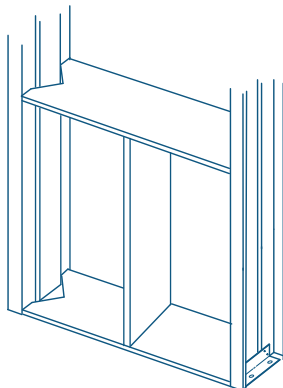
3



4



5



MPI

319 North Hills Road
Corbin, KY 40701
Phone: 606-523-0461
FAX: 606-528-6959
www.mpigroupllc.com